

# Baterias

Baterias seladas PHASAK de **chumbo-ácido** de **12V** disponíveis em **7.2, 9 ou 12 Ah**. Compatíveis com os modelos de UPS/UPS PHASAK que incorporem Baterias das mesmas características.

Baterias standard compatíveis com qualquer produto que utilize Baterias com características elétricas semelhantes.



- Robustas, de qualidade e seguras. Válidas para todo o tipo de aplicações. Baixa auto-descarga e longa vida útil.
- Baterias seladas PHASAK de chumbo-ácido de 12V disponíveis em 7.2 Ah, 9 Ah ou 12Ah
- Baterias standard compatíveis com qualquer produto que utilize Baterias com características elétricas semelhantes
- Compatíveis com os modelos de UPS/UPS PHASAK que incorporem Baterias das mesmas características.

**12V SEM**  
**Manutenção**





## PHB 1207

Voltagem Capacidade  
**12V 7.2Ah**  
 151 x 94 x 65



## PHB 1209

Voltagem Capacidade  
**12V 9.0Ah**  
 151 x 94 x 65



## PHB 1212

Voltagem Capacidade  
**12V 12Ah**  
 151 x 95 x 98



## PHB 1218

Voltagem Capacidade  
**12V 18Ah**  
 181 x 167 x 77



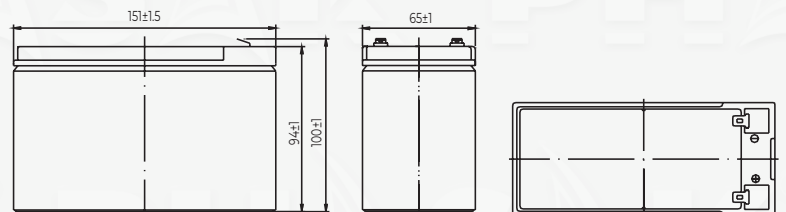
Todos os UPS PHASAK estão equipados com baterias standard de 12V intercambiáveis

[www.phasak.com](http://www.phasak.com)



## PHB 1209

Baterías Selladas PHASAK de Plomo-Ácido de 12V  
 Baterias Seladas PHASAK de Chumbo-Ácido de 12V  
 PHASAK Sealed Lead-Acid Batteries 12V  
 EAN: 5605922047222



### Datos Técnicos / Dados Técnicos / Technical Data

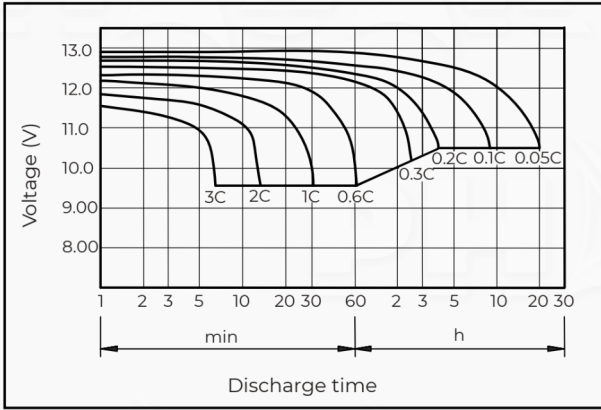
Referencia / Referência / Reference	PHB 1209
Voltaje Nominal / Tensão Nominal / Nominal Voltage	12 V
Capacidad Nominal / Capacidade Nominal / Rated Capacity	9 Ah
Tipo de Terminal / Tipo de Terminal / Terminal Type	T2/T1
<b>Dimensiones / Dimensões / Dimensions</b>	
Longitud / Comprimento / Length	151 ± 1 mm
Ancho / Largura / Width	65 ± 1 mm
Alto / Altura / Height	94 ± 1 mm
Altura Total / Altura Total / Total Height	100 ± 1 mm
Peso / Peso / Weight	~2.5 Kg
<b>Capacidad / Capacidade / Capacity</b>	
20h (10.5V) - 9 Ah / 5h (10.5V) - 7.95 Ah	
<b>Resistencia Interna (100% Carga - 25°C)</b>	
Approx.14m Ω	
<b>Capacidad afectada por temperatura (20h)</b>	
40°C (102%) / 25°C (100%) / 0°C (85%) / -15°C (65%)	
<b>Auto descarga (25°C) / Auto Descharge (25°C) / Self Discharge (25°C)</b>	
≤ 3 % / Month	
<b>Temperatura Nominal de Funcionamiento / Temperatura Nominal de Funcionamento / Nominal Operating Temperature</b>	
25°C ± 3°C (77°F ± 5°F)	
<b>Voltaje de Carga Flotante (25°C) / Tensão de Carga Flutuante (25°C) / Float Charging Voltage (25°C)</b>	
13.60V - 13.80V, -18mV/°C (temperature compensation)	
<b>Corriente de Carga Cíclica / Corrente de Carga Cíclica / Cyclic Charging Current</b>	
14.50V - 15.00V, 25°C ± 3°C (77°F ± 5°F) (temperature compensation)	
<b>Corriente Máxima de Carga / Corrente Máxima de Carga / Maximum Charging Current</b>	
2.72 A	
<b>Corriente Máxima de Descarga / Corrente Máxima de Descarga / Maximum Discharge Current</b>	
135 A	
<b>Vida Útil de Flotación Diseñada / Vida Útil de Flutuação Projetada / Designed Floating Life</b>	
5 años / anos / years	

[www.phasak.com](http://www.phasak.com)

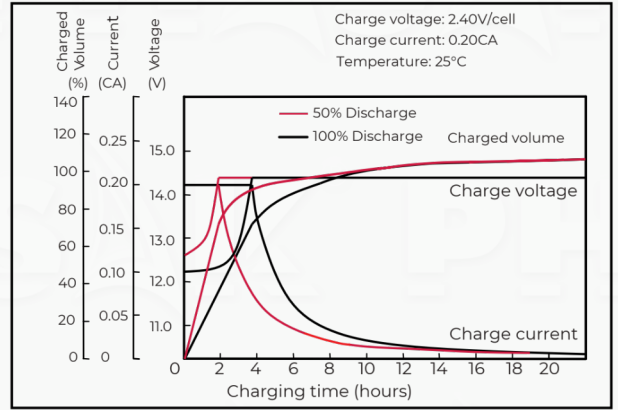




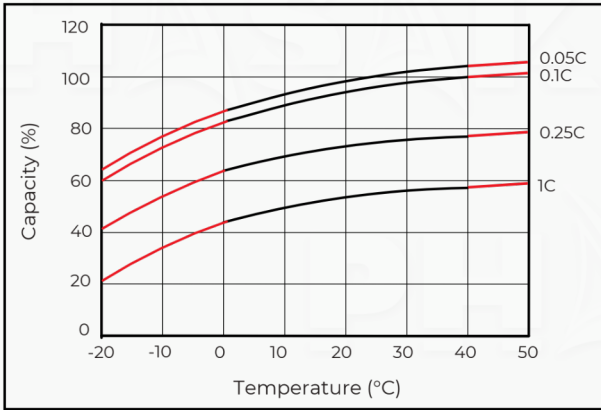
### Discharge characteristics



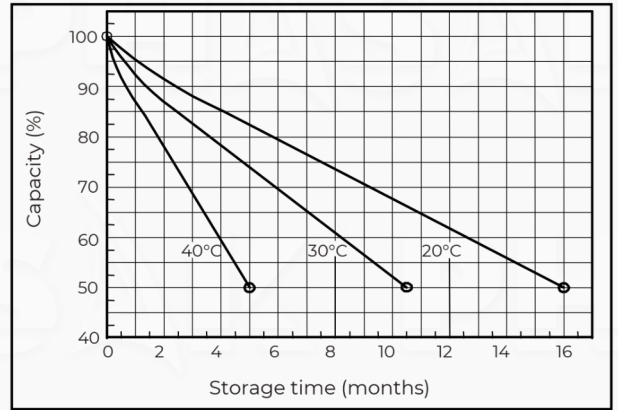
### Charging characteristics



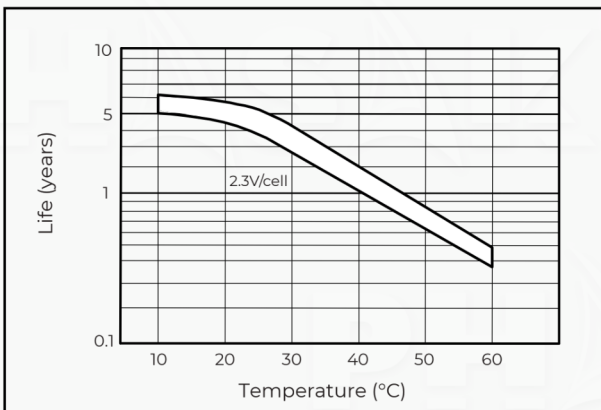
### Effect of temperature on capacity



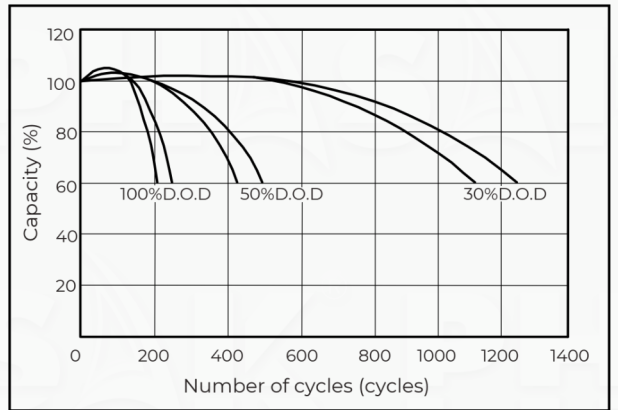
### Self-discharge characteristics



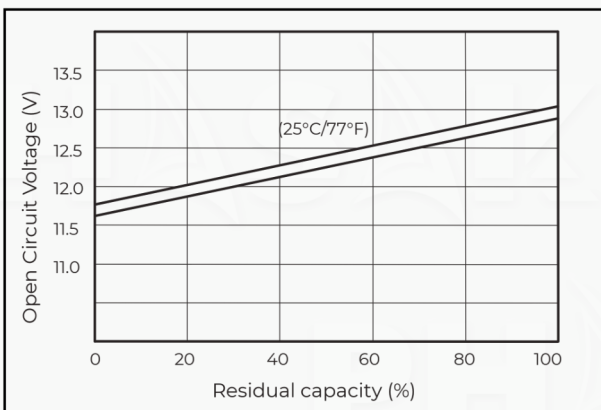
### Floating life on temperature



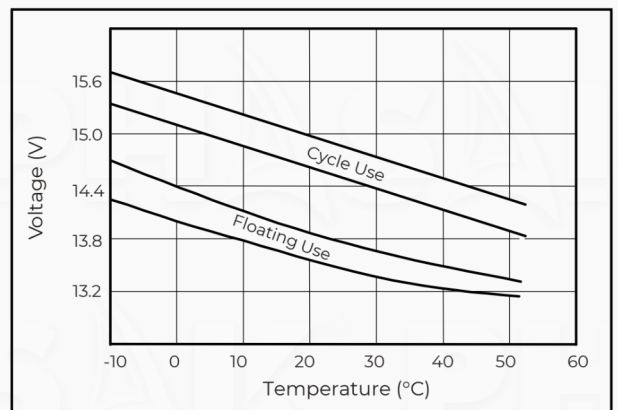
### Cycle life on D.O.D(25°C)



### Relation for OCV and Capacity (25°C)



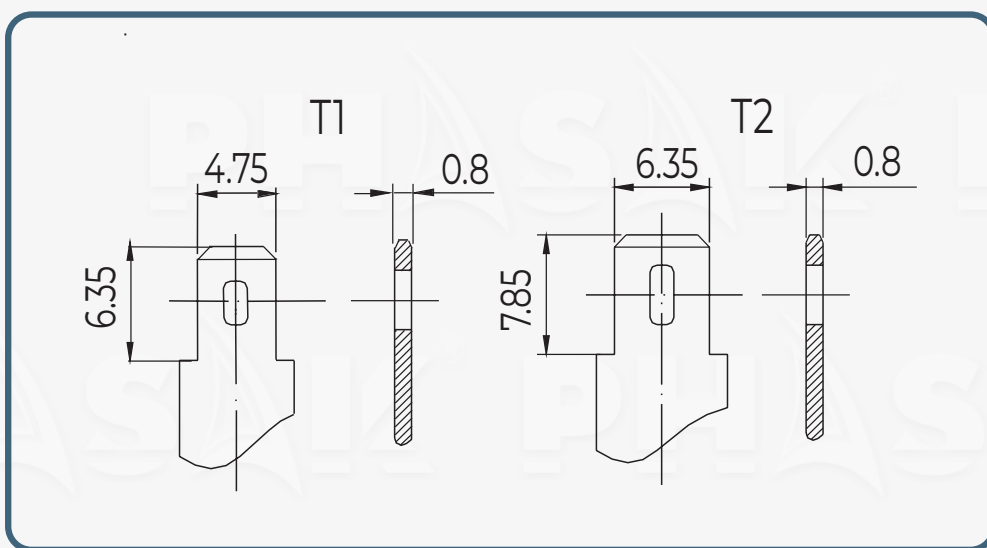
### Relation Charging voltage / Temperature



[www.phasak.com](http://www.phasak.com)



### Terminal Type (mm)



### Construction

Component	Positive Plate	Negative plate	Container	Separator	Electrolyte	Safety valve	Terminal
Raw material	Lead dioxide	Lead	ABS (V-0 opt.)	AGM	Sulfuric Acid	Rubber	Copper

### Constant current discharge characteristics at 25°C

(Ampere/cell)

F.V/Time	5min	10min	15min	20min	30min	45min	60min	2h	3h	4h	5h
1.60V/cell	38.64	23.84	17.80	14.10	9.55	7.07	5.78	3.31	2.35	1.89	1.62
1.67V/cell	36.96	22.79	17.20	13.50	9.24	6.84	5.64	3.28	2.33	1.87	1.61
1.70V/cell	35.91	22.16	16.70	13.20	9.07	6.72	5.55	3.26	2.32	1.87	1.60
1.75V/cell	34.44	21.21	16.20	12.80	8.85	6.55	5.44	3.21	2.30	1.85	1.59
1.80V/cell	32.45	19.95	15.30	12.10	8.53	6.31	5.27	3.13	2.23	1.80	1.55

### Constant power discharge characteristics at 25°C

(Watts/cell)

F.V/Time	5min	10min	15min	20min	30min	45min	60min	2h	3h	4h	5h
1.60V/cell	72.47	44.00	35.30	27.90	18.90	14.00	11.50	6.58	4.72	3.80	3.27
1.67V/cell	69.19	42.00	34.00	26.80	18.30	13.50	11.20	6.52	4.68	3.77	3.24
1.70V/cell	67.34	40.90	33.10	26.20	18.00	13.30	11.00	6.48	4.66	3.75	3.22
1.75V/cell	64.47	39.10	32.00	25.30	17.50	13.00	10.80	6.39	4.63	3.73	3.20
1.80V/cell	60.89	37.00	30.30	24.00	16.90	12.50	10.40	6.22	4.49	3.61	3.11

The above characteristics represent average values and can be obtained within three charge and discharge cycles. The batteries must be fully charged before testing. The data in this document is subject to change without notice and become contractual only after written confirmation. Please contact NPP Power for the latest available version.



Compliant to: EUROBAT, RoHS, WEEE's and Reach.  
Manufactured according to IEC 60896-21 / 22

[www.phasak.com](http://www.phasak.com)

